



Hybrid squeegee head
(Pot type solder paste auto feeding unit is optional)



High-Quality Printing
Solutions
 for **world-class**
 manufacturing

Model ID **SPG**
 Model No. **NM-EJP6A**

●Screen Printer

- Excellent cost performance while achieving both high productivity and stable quality.
- New type of cleaning unit and solder paste auto feeding cut running costs.
- Line solutions with Panasonic placement machine can enhance total quality.



* It may not conform to Machinery Directive and EMC Directive in case of optional configuration and custom-made specification.

Model ID	SPG
Model No.	NM-EJP6A
PCB dimensions (mm)	L 50 × W 50 to L 510 × W 460
PCB exchange time	6.5 s (incl. PCB recognition) (when PCB is L350 × W300)*1
Repeatability	2Cpk ±5.0 μm 6σ (±3σ)
Screen frame dimensions (mm)	L 736 × W 736, L 650 × W 550, L 600 × W 550*2
Electric source	1-phase AC 200, 220, 230, 240 V ±10V 1.7 kVA*3
Pneumatic source	0.5 MPa, 30 L/min (A.N.R.) (Blower motor vacuum spec), 400L/min (A.N.R.) (ejector vacuum spec)
Dimensions (mm)	W 1 580 × D 1 800 *4 × H 1 500 *4
Mass	1 500 kg *5

*Values such as cycle time and accuracy may vary depending on operating conditions. *Please refer to the "Specification booklet" for details.

*1: PCB exchange time varies depending on the machine in the pre-process and the post process, the PCB size, the use of a PCB pressing-down unit and so forth.


*2: For mask specifications, please see the specification. *3: Including blower and vacuum pump"Option"

*4: Except for the signal tower and the touch panel. *5: In case of full options

Features that enable high productivity and stable quality

Hybrid squeegee head

Hybrid squeegee head, which has a good track record with our highly functional models, is equipped as standard. Together with stabilizing rolling solders, printing cycle time is reduced.




1 sec saved than conventional*

UP/DOWN motion: Motor Control

With printing pressure monitor function

High-speed mask cleaning

New-type cleaning mechanism reduces paper consumption. Moreover, parallel processing of transfer and cleaning cuts back loss time.

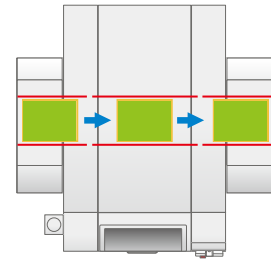


Paper consumption 6mm/time

*When compared with SP18 (varies depending on operating conditions)

3 conveyors equipped

3 conveyors are equipped as standard for shorter PCB exchange time. (supported PCB length up to MAX 350mm)





3 sec saved than conventional*

Various options to realize productivity/quality improvement and labor savings

Perforated pot type automatic solder supply

Productivity improvement




Automation of solder supply allows for labor savings and uninterrupted operation.

- Maintenance-free
- Cleaning of spatulas/nozzles is unnecessary
- Reduction of discarded solder e.g., solder attached on spatulas or inside nozzles
- Uninterrupted operation
- 2-pot-type continuous supply

Sealed head

Quality improvement



Press-fit of solder becomes possible, allowing fine pitch/through hole printing.

One-touch support pins

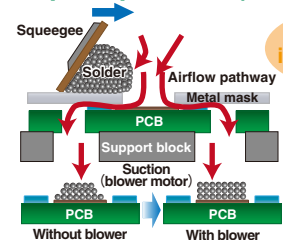
Changeover improvement



Support unit for batch replacement. While checking on PCB, you can set magnet pins at desired locations.

PCB pickup blower (switch type)


Quality improvement



Printing transcription is improved through the use of blower to create airflow pathways from metal mask to PCB.



Automatic mask positioning

Changeover improvement



Based on PCB data, the Y-directional mask position is automatically registered.

M2M Line solution



According to the correction data of shifted printing positions analyzed by solder paste inspection (APC correction data), it corrects printing positions(X, Y, θ).

*3D inspection equipment of other companies can also be connected.

* Please inquire with your sales representative for more details.

Connect with upper system(LNB,LWS...)

- Automatic changeover
- Component verification(solder/mask/squeegee...)
- Trace data output

*About the specification and system configuration, please refer to the "Specification" for details.

⚠ Safety Cautions

● Please read the User's Manual carefully to familiarize yourself with safe and effective usage procedures.

● To ensure safety when using this equipment, all work should be performed according to that as stated in the supplied Operating Instructions. Read your operating instruction manual thoroughly.

Panasonic Group products are built with the environment in mind.

Please check the homepage for the details.
panasonic.com/global/corporate/sustainability

Inquiries...

Panasonic Corporation
Process Automation Business Division

3-1-1 Inazu-cho, Toyonaka City, Osaka 561-0854, Japan
TEL +81-6-6866-8675
FAX +81-6-6862-0422

All data as of January 1, 2020

Ver. January 1, 2020

© Panasonic Corporation 2020

Panasonic